


HO HOLIDAY TRAIN CAR WRAPS




Here's an idea to make a temporary Christmas train under the tree. Use your imagination to come up with your own.

To validate the wrap, I put the company and car number on the bottom. It also helps to identify the car for which it was designed.





Make your designs; cut and fold; place over car and secure with tape or rubber bands. It adds fun and interest to the holiday season. People may even take a second look!

©2013
Lennie Zink



G. N. 53303




©2013
Lennie Zink



G. N. 53303

MILW 2632



MILW 2632